

THE VERSATILITY OF A PETERSON

What Sets Us Apart From The Rest

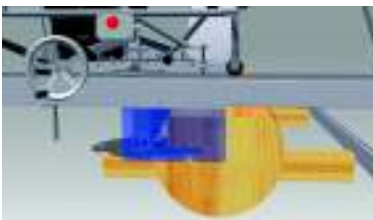


One / Two Person Milling

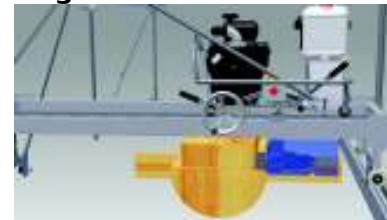


You can easily mill as a single operator or as part of a team, simply by starting with either the horizontal or vertical cut.

Double Cutting



You can cut a width that is twice as large as the maximum cut of your blade, by double cutting. You simply remove the sawdust deflector, and use the other side of your blade for your second cut on the return.



Small Logs



Mill multiple small logs at a time on one set of skids to increase productivity.

Large Logs



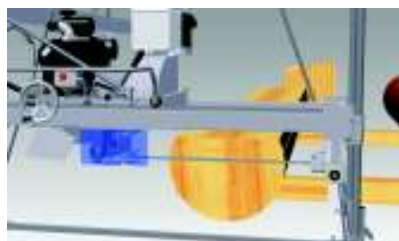
Handle very large logs with ease. The hardest part is moving the sawn timber!

Long Logs



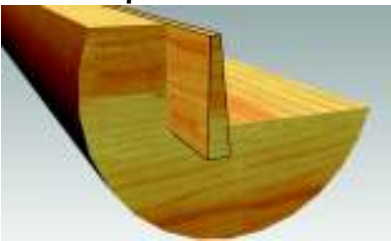
The WPF has unlimited extensions with no compromise to accuracy.

Wide Boards



A Clip-On Slabber allows you to cut slabs up to 1.5m (5') wide.

Tapered Boards



The tapered board attachment allows you to cut angled boards, ideal for cladding.

Planed Boards



The Planer Blade will plane and finish your wide boards, and also cut notches.

Tensioned Logs - cut tensioned logs effectively, by taking two or more passes to complete your cut.
 MicroKerf Blade - increase productivity and reduce waste in hardwoods and when cutting 1" boards.
 Repeat Sizing - standard on all models, allowing for faster, more accurate repeat board sizing.

"I just wish that I had the Peterson mill when I started building my house, so I could have cut all my own timber instead of buying it from the hardware store."